

## CUSTOMER DETAILS

|                |               |
|----------------|---------------|
| Name: _____    | Phone: _____  |
| Company: _____ | Fax: _____    |
| Address: _____ | Mobile: _____ |
| _____          | Email: _____  |

## PROJECT DETAILS

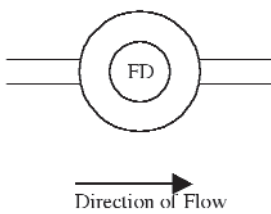
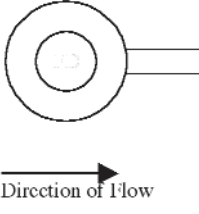
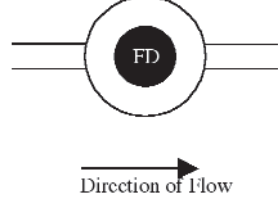
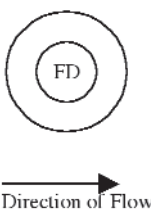

Project: \_\_\_\_\_

Project Location: \_\_\_\_\_

## DESIGN PARAMETERS

|                               |  |
|-------------------------------|--|
| Nom. Pipe Diameter (mm) _____ | Design Flow Q max (L/s) _____                    |
| Invert Level _____            | Flow to be Treated Q <sub>3mth</sub> (L/s) _____ |
| Des. Surface RL _____         | Pipe Gradient _____                              |
| Depth to Invert (m) _____     |  |

## DESIGN CONFIGURATION (circle desired layout if known or preferred)

|   |   |   |
|---|---|---|
| <p><b>In-line Pipe</b></p>                       | <p><b>Surface Flow Inlet</b></p>                     | <p><b>Combination</b></p>  |
| <p><b>Custom In-line (show orientation)</b></p>  | <p><b>Custom Combination (show orientation)</b></p>  | <p><b>Additional Items (show)</b></p>   |

## SITE DETAILS & COMMENTS